

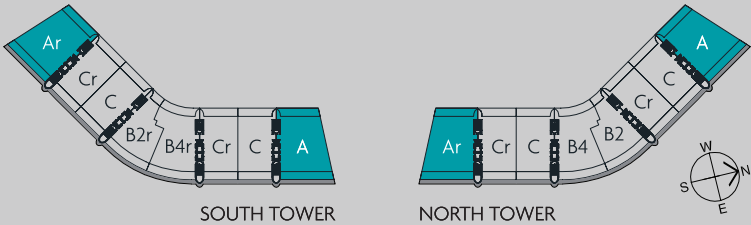
RESIDENCE A

4 BEDROOMS / 5.5 BATHROOMS

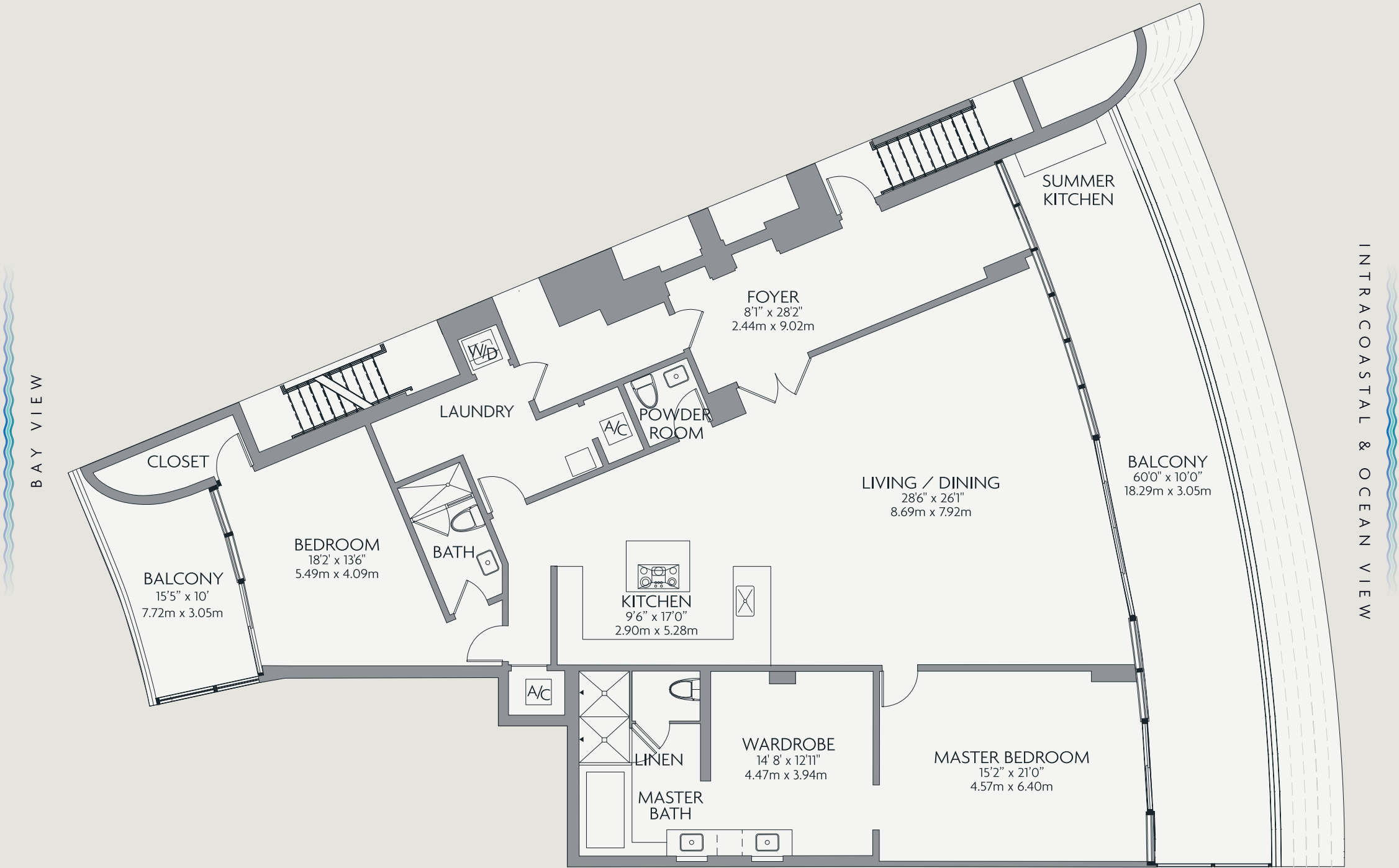
INTERIOR	3,927 SF	364.83 M ²
TERRACE	1,137 SF	105.63 M ²
TOTAL *	5,064 SF	470.46 M ²
*Floor Plan shown on 9th Floor, add or subtract 64 SF / 5.9 M ² per level		

Privé offers 160 graciously appointed residences in two dramatically angled, 15-story buildings. Featuring flow-through layouts with soaring, ten-foot ceilings, each Privé residence offers dramatic views of both the Atlantic Ocean and the Intracoastal Waterway through expansive floor-to-ceiling windows.

Private elevator foyers lead to spacious, well-proportioned spaces ranging from 2,585 to over 9,000 square feet. Exceptional fixtures and finishes include European kitchens and baths, plus elaborate summer kitchens for outdoor entertaining on deep, private terraces.



Stated square footages and dimensions are measured to the exterior boundaries of the exterior walls and the centerline of interior demising walls and in fact vary from the dimensions that would be determined by using the description and definition of the "Unit" set forth in the Declaration (which generally only includes the interior airspace between the perimeter walls and excludes all interior structural components and other common elements). This method is generally used in sales materials and is provided to allow a prospective buyer to compare the Units with units in other condominium projects that utilize the same method. For your reference, the area of the Unit, determined in accordance with these defined unit boundaries, is set forth above and is labeled as "AC" (Terraces, although included in the total square footage, are not part of the Unit). Measurements of rooms set forth on this floor plan are generally taken at the farthest points of each given room (as if the room were a perfect rectangle), without regard for any cutouts or variations. Accordingly, the area of the actual room will typically be smaller than the product obtained by multiplying the stated length and width. All dimensions are estimates which will vary with actual construction, and all floor plans, specifications and other development plans are proposed and conceptual only, which are subject to change and will not necessarily accurately reflect the final plans and specifications for the development.



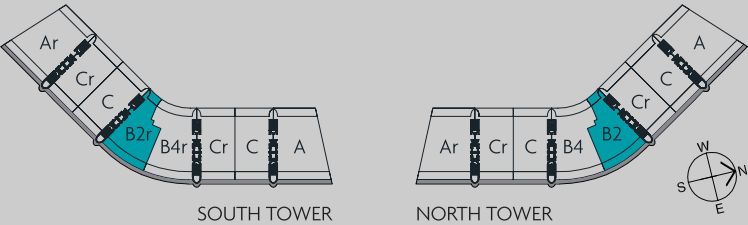
RESIDENCE B2

2 BEDROOMS / 2.5 BATHROOMS

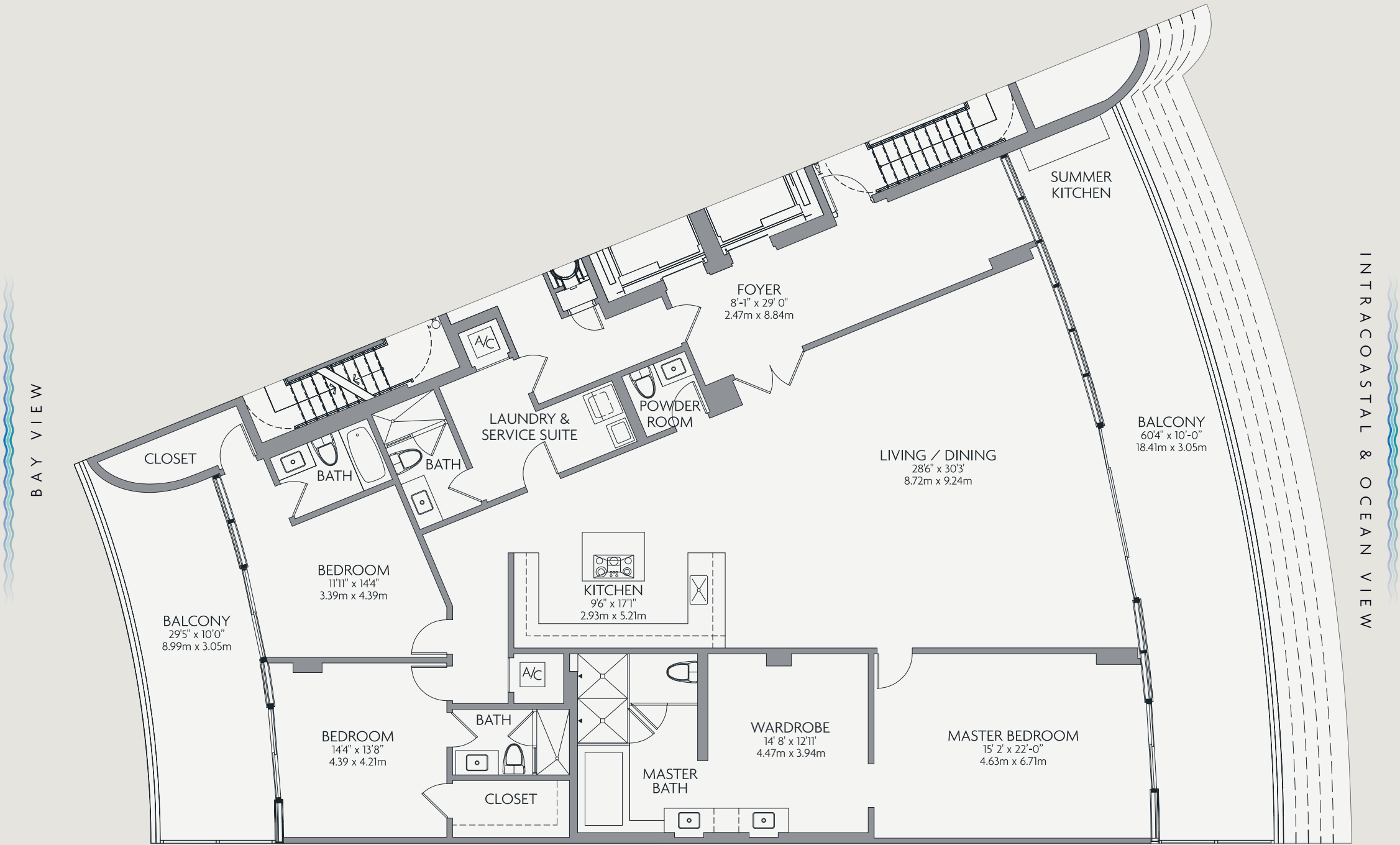
INTERIOR	2,817 SF	261.71 M ²
TERRACE	762 SF	70.79 M ²
TOTAL *	3,579 SF	332.5 M ²
*Floor Plan shown on 9th Floor, subtract 59 SF / 5.5 M ² per level		

Privé offers 160 graciously appointed residences in two dramatically angled, 15-story buildings. Featuring flow-through layouts with soaring, ten-foot ceilings, each Privé residence offers dramatic views of both the Atlantic Ocean and the Intracoastal Waterway through expansive floor-to-ceiling windows.

Private elevator foyers lead to spacious, well-proportioned spaces ranging from 2,585 to over 9,000 square feet. Exceptional fixtures and finishes include European kitchens and baths, plus elaborate summer kitchens for outdoor entertaining on deep, private terraces.



Stated square footages and dimensions are measured to the exterior boundaries of the exterior walls and the centerline of interior demising walls and in fact vary from the dimensions that would be determined by using the description and definition of the "Unit" set forth in the Declaration (which generally only includes the interior airspace between the perimeter walls and excludes all interior structural components and other common elements). This method is generally used in sales materials and is provided to allow a prospective buyer to compare the Units with units in other condominium projects that utilize the same method. For your reference, the area of the Unit, determined in accordance with these defined unit boundaries, is set forth above and is labeled as "AC" (Terraces, although included in the total square footage, are not part of the Unit). Measurements of rooms set forth on this floor plan are generally taken at the farthest points of each given room (as if the room were a perfect rectangle), without regard for any cutouts or variations. Accordingly, the area of the actual room will typically be smaller than the product obtained by multiplying the stated length and width. All dimensions are estimates which will vary with actual construction, and all floor plans, specifications and other development plans are proposed and conceptual only, which are subject to change and will not necessarily accurately reflect the final plans and specifications for the development.



RESIDENCE B3

3 BEDROOMS / 4.5 BATHROOMS

INTERIOR	3,198 SF	297.10 M ²
TERRACE	913 SF	84.82 M ²

TOTAL

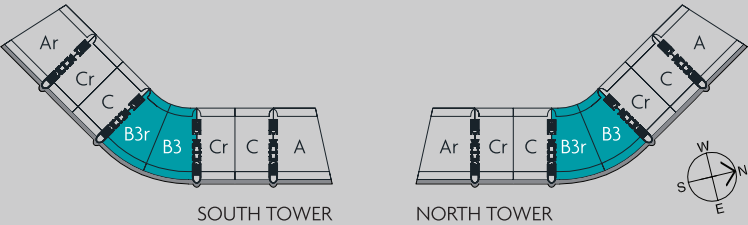
4,111 SF

381.92 M²

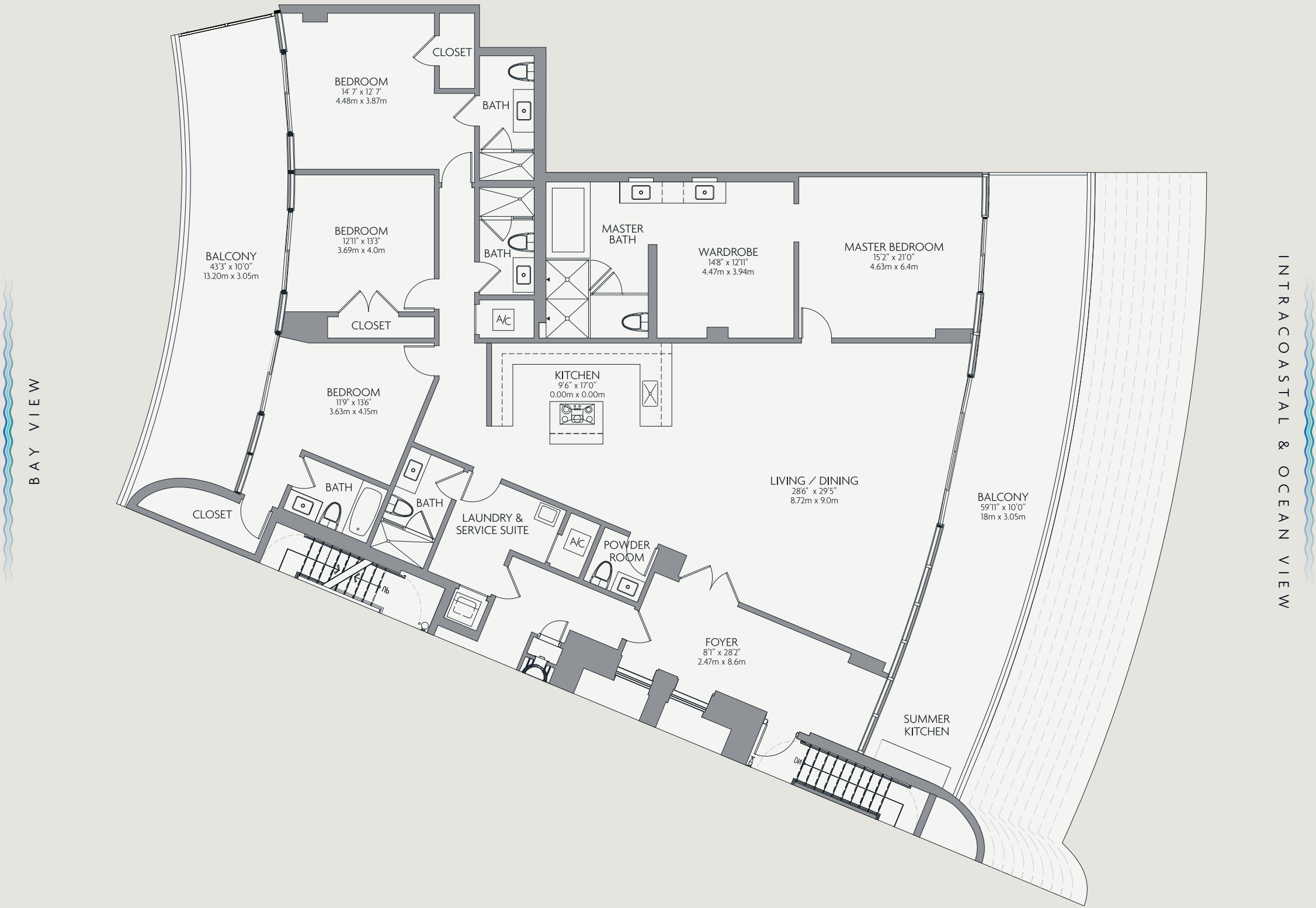
* Floor Plan shown on 10th Floor, add 59 SF / 5.5 M² per level

Privé offers 160 graciously appointed residences in two dramatically angled, 15-story buildings. Featuring flow-through layouts with soaring, ten-foot ceilings, each Privé residence offers dramatic views of both the Atlantic Ocean and the Intracoastal Waterway through expansive floor-to-ceiling windows.

Private elevator foyers lead to spacious, well-proportioned spaces ranging from 2,585 to over 9,000 square feet. Exceptional fixtures and finishes include European kitchens and baths, plus elaborate summer kitchens for outdoor entertaining on deep, private terraces.



Stated square footages and dimensions are measured to the exterior boundaries of the exterior walls and the centerline of interior demising walls and in fact vary from the dimensions that would be determined by using the description and definition of the "Unit" set forth in the Declaration (which generally only includes the interior airspace between the perimeter walls and excludes all interior structural components and other common elements). This method is generally used in sales materials and is provided to allow a prospective buyer to compare the Units with units in other condominium projects that utilize the same method. For your reference, the area of the Unit, determined in accordance with these defined unit boundaries, is set forth above and is labeled as "AC" (Terraces, although included in the total square footage, are not part of the Unit). Measurements of rooms set forth on this floor plan are generally taken at the farthest points of each given room (as if the room were a perfect rectangle), without regard for any cutouts or variations. Accordingly, the area of the actual room will typically be smaller than the product obtained by multiplying the stated length and width. All dimensions are estimates which will vary with actual construction, and all floor plans, specifications and other development plans are proposed and conceptual only, which are subject to change and will not necessarily accurately reflect the final plans and specifications for the development.



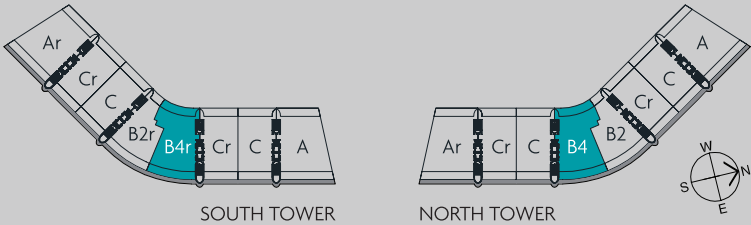
RESIDENCE B4

4 BEDROOMS / 5.5 BATHROOMS

INTERIOR	3,461 SF	321.54 M ²
TERRACE	1,056 SF	98.11 M ²
TOTAL *	4,517 SF	419.64 M ²
*Floor Plan shown on 9th Floor, subtract 59 SF / 5.5 M ² per level		

Privé offers 160 graciously appointed residences in two dramatically angled, 15-story buildings. Featuring flow-through layouts with soaring, ten-foot ceilings, each Privé residence offers dramatic views of both the Atlantic Ocean and the Intracoastal Waterway through expansive floor-to-ceiling windows.

Private elevator foyers lead to spacious, well-proportioned spaces ranging from 2,585 to over 9,000 square feet. Exceptional fixtures and finishes include European kitchens and baths, plus elaborate summer kitchens for outdoor entertaining on deep, private terraces.



Stated square footages and dimensions are measured to the exterior boundaries of the exterior walls and the centerline of interior demising walls and in fact vary from the dimensions that would be determined by using the description and definition of the "Unit" set forth in the Declaration (which generally only includes the interior airspace between the perimeter walls and excludes all interior structural components and other common elements). This method is generally used in sales materials and is provided to allow a prospective buyer to compare the Units with units in other condominium projects that utilize the same method. For your reference, the area of the Unit, determined in accordance with these defined unit boundaries, is set forth above and is labeled as "AC" (Terraces, although included in the total square footage, are not part of the Unit). Measurements of rooms set forth on this floor plan are generally taken at the farthest points of each given room (as if the room were a perfect rectangle), without regard for any cutouts or variations. Accordingly, the area of the actual room will typically be smaller than the product obtained by multiplying the stated length and width. All dimensions are estimates which will vary with actual construction, and all floor plans, specifications and other development plans are proposed and conceptual only, which are subject to change and will not necessarily accurately reflect the final plans and specifications for the development.

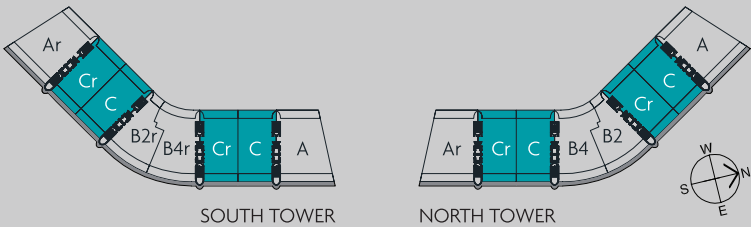


INTRACOASTAL & OCEAN VIEW

RESIDENCE C

3 BEDROOMS / 4.5 BATHROOMS

INTERIOR	2,979 SF	276.76 M ²
TERRACE	854 SF	79.34 M ²
<hr/>		
TOTAL *	3,833 SF	356.10 M ²
*Floor Plan shown on 9th Floor, add or subtract 43 SF / 4 M ² per level		



Stated square footages and dimensions are measured to the exterior boundaries of the exterior walls and the centerline of interior demising walls and in fact vary from the dimensions that would be determined by using the description and definition of the "Unit" set forth in the Declaration (which generally only includes the interior airspace between the perimeter walls and excludes all interior structural components and other common elements). This method is generally used in sales materials and is provided to allow a prospective buyer to compare the Units with units in other condominium projects that utilize the same method. For your reference, the area of the Unit, determined in accordance with these defined unit boundaries, is set forth above and is labeled as "AC" (Terraces, although included in the total square footage, are not part of the Unit). Measurements of rooms set forth on this floor plan are generally taken at the farthest points of each given room (as if the room were a perfect rectangle), without regard for any cutouts or variations. Accordingly, the area of the actual room will typically be smaller than the product obtained by multiplying the stated length and width. All dimensions are estimates which will vary with actual construction, and all floor plans, specifications and other development plans are proposed and conceptual only, which are subject to change and will not necessarily accurately reflect the final plans and specifications for the development.